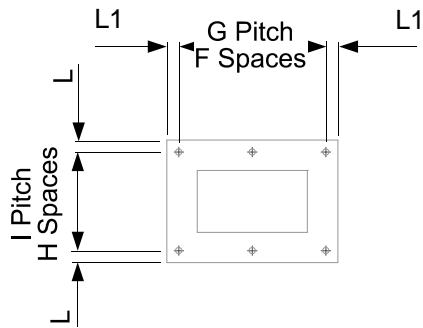
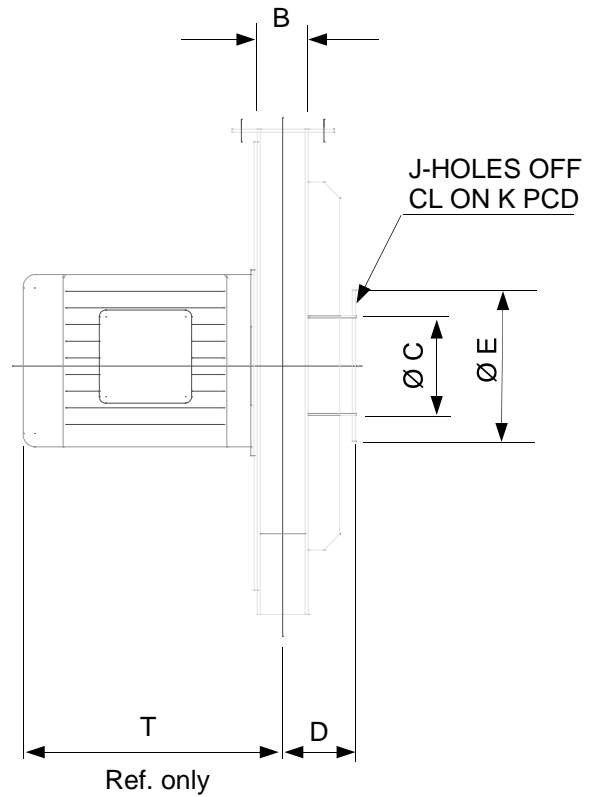
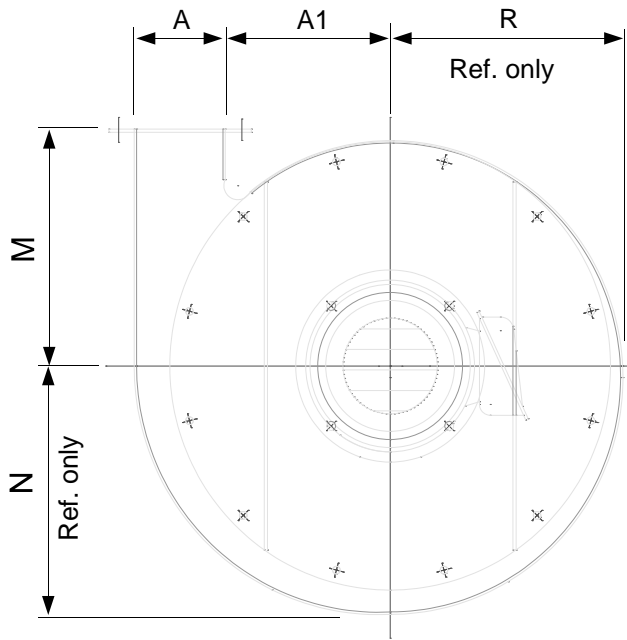


AIRENG PTY LTD PERFORMANCE BY DESIGN

DESIGN 9003 HIGH EFFICIENCY PRESSURE BLOWER

ARRANGEMENT 4F-DIRECT DRIVE



ALL BOLT HOLES $\phi 12$

| FAN SIZE | A | A1 | B | C | D | E | F | G | H | I | J | K | L | L1 | M | N | R | T | kg Max | kW Max |
|----------|-----|-----|-----|-----|-----|-----|---|-----|---|-----|---|-----|----|----|-----|-----|-----|-----|--------|--------|
| 300-00 | 80 | 135 | 50 | 85 | 100 | 165 | 1 | 130 | 1 | 100 | 4 | 135 | 15 | 15 | 210 | 205 | 195 | 250 | | .55 |
| 400-00 | 100 | 190 | 65 | 105 | 100 | 185 | 1 | 150 | 1 | 115 | 4 | 155 | 15 | 15 | 255 | 273 | 260 | 310 | | 3 |
| 500-00 | 120 | 240 | 80 | 130 | 105 | 210 | 1 | 170 | 1 | 130 | 4 | 180 | 15 | 15 | 310 | 342 | 325 | 475 | | 5.5 |
| 600-00 | 150 | 280 | 90 | 155 | 120 | 235 | 1 | 200 | 1 | 140 | 4 | 205 | 15 | 15 | 370 | 410 | 390 | 525 | | 15 |
| 700-00 | 180 | 330 | 105 | 190 | 130 | 270 | 2 | 115 | 1 | 155 | 4 | 240 | 15 | 15 | 450 | 478 | 455 | 560 | | 18 |
| 800-00 | 205 | 375 | 120 | 215 | 140 | 315 | 2 | 132 | 1 | 180 | 4 | 275 | 20 | 20 | 510 | 546 | 520 | 400 | | 22 |
| 900-00 | 230 | 420 | 130 | 240 | 150 | 340 | 2 | 145 | 1 | 190 | 4 | 300 | 20 | 20 | 575 | 615 | 585 | 700 | | 30 |

Testing Standards Used: AS2936-1987

STANDARD FAN INCLUDES: Casing 5mm plate (Zinc Rich Primer Coated), Impeller, 2900 RPM Three Phase and Motor.

OPTIONS INCLUDE: Matching Flanges, Silencers, H.D. Gal./Special Coating, Flexible Mounts, Hazardous Location Applications, Inspection Door, Drain Plug, Coupling / V-Belt / Petrol Drives, Two Speed Motors, Special Designs.....

IMPELLERS / CASINGS ARE ALSO AVAILABLE IN: ALUMINIUM, PVC, MILD STEEL, STAINLESS STEEL, SPECIAL ALLOYS

Form no. /masters/arr.4F/D9003.PUB

ISSUE DATE: 05-10-98

REV.2