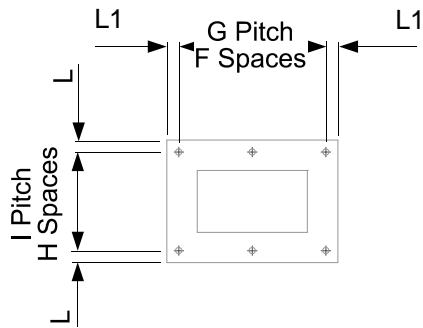
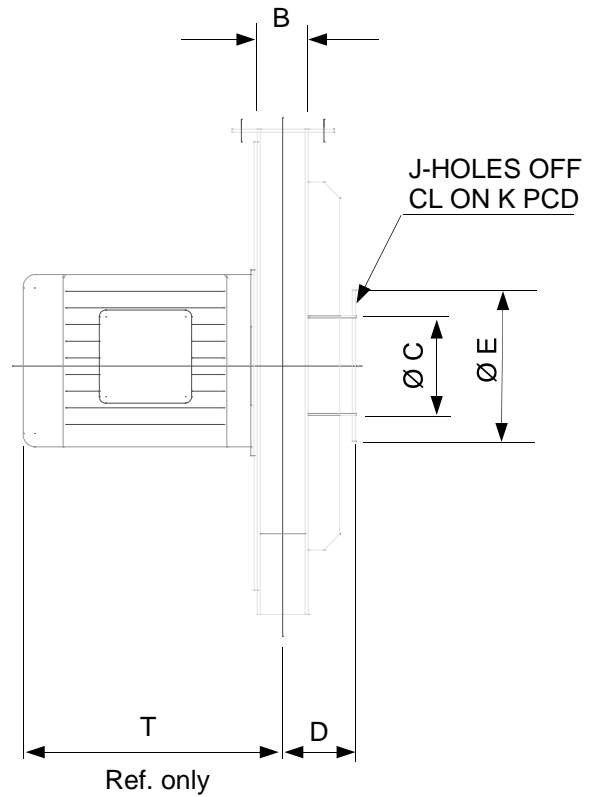
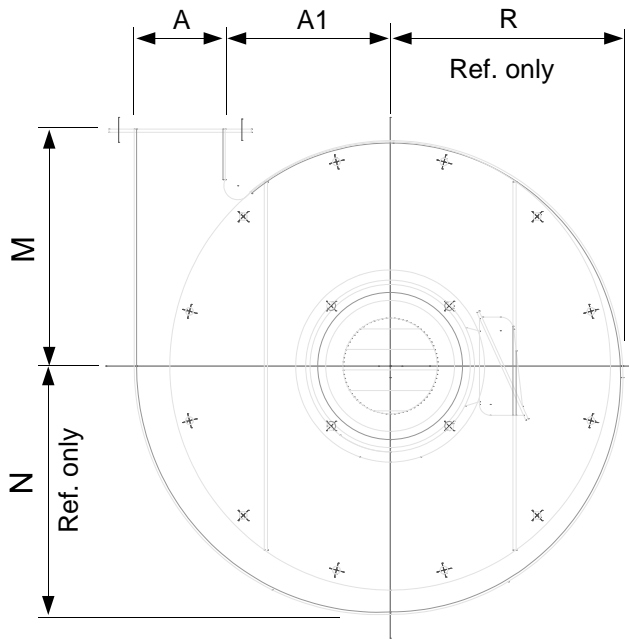


AIRENG PTY LTD PERFORMANCE BY DESIGN

DESIGN 9004 HIGH EFFICIENCY PRESSURE BLOWER

ARRANGEMENT 4F-DIRECT DRIVE



ALL BOLT HOLES $\phi 12$

FAN SIZE	A	A1	B	C	D	E	F	G	H	I	J	K	L	L1	M	N	R	T	kg Max	kW Max
300-00	125	115	75	110	110	190	1	175	1	125	4	160	15	15	190	218	200	260		.55
400-00	165	155	95	145	120	225	1	215	1	145	4	195	15	15	275	290	270	320		2.2
500-00	210	190	120	180	140	260	2	130	1	170	4	230	15	15	345	362	335	440		7.5
600-00	250	230	140	215	140	295	2	150	2	95	4	265	15	15	375	435	399	575		15
700-00	290	265	160	250	150	330	2	170	2	105	8	300	15	15	430	508	466	720		30
800-00	320	310	180	285	160	385	2	190	2	120	8	345	20	20	525	580	532	800		30
900-00	370	350	205	320	190	420	2	215	2	132	8	380	20	20	555	652	598	1100		30

Testing Standards Used: AS2936-1987

STANDARD FAN INCLUDES: Casing 5mm plate (Zinc Rich Primer Coated), Impeller, 2900 RPM Three Phase and Motor.

OPTIONS INCLUDE: Matching Flanges, Silencers, H.D. Gal./Special Coating, Flexible Mounts, Hazardous Location Applications, Inspection Door, Drain Plug, Coupling / V-Belt / Petrol Drives, Two Speed Motors, Special Designs.....

IMPELLERS / CASINGS ARE ALSO AVAILABLE IN: ALUMINIUM, PVC, MILD STEEL, STAINLESS STEEL, SPECIAL ALLOYS

Form no. /masters/arr.4F/D9004.PUB

ISSUE DATE: 05-10-98

REV.2